



# PADELTECH COURTS

The courts manufactured by Padeltech are facilities for the use and enjoyment of paddle players, both recreational and competition, and strictly complies with the measures of the regulations stipulated in the Royal Federation of Padel Spain, as provided in, Legal Deposit: M-31163-2012 SBN: 978-84-7949-222-9 and the International Padel Federation FIP.

The court is composed of a playing surface with artificial turf, closed in its entirety by funds of 10m of interior length and sides of 20m of interior length and two openings in the long sides as an entrance and exit door available to the players. So that the self-supporting perimeter surface of the paddle court is formed by joining frames built as blocks joined together and its subsequent attachment to the ground.



## STRUCTURE MANUFACTURING PROCESS

The machined elements have been manufactured and designed in the factory in compliance with the following certifications:

- UNE EN ISO 9001:2015
- UNE EN ISO 14001:2015
- UNE EN 1090-1:2011 + A1:2012
- CEMARKED

## STRUCTURE

The structure of the Padel Tech padel court is made of carbon steel materials Z275 - DX51D.

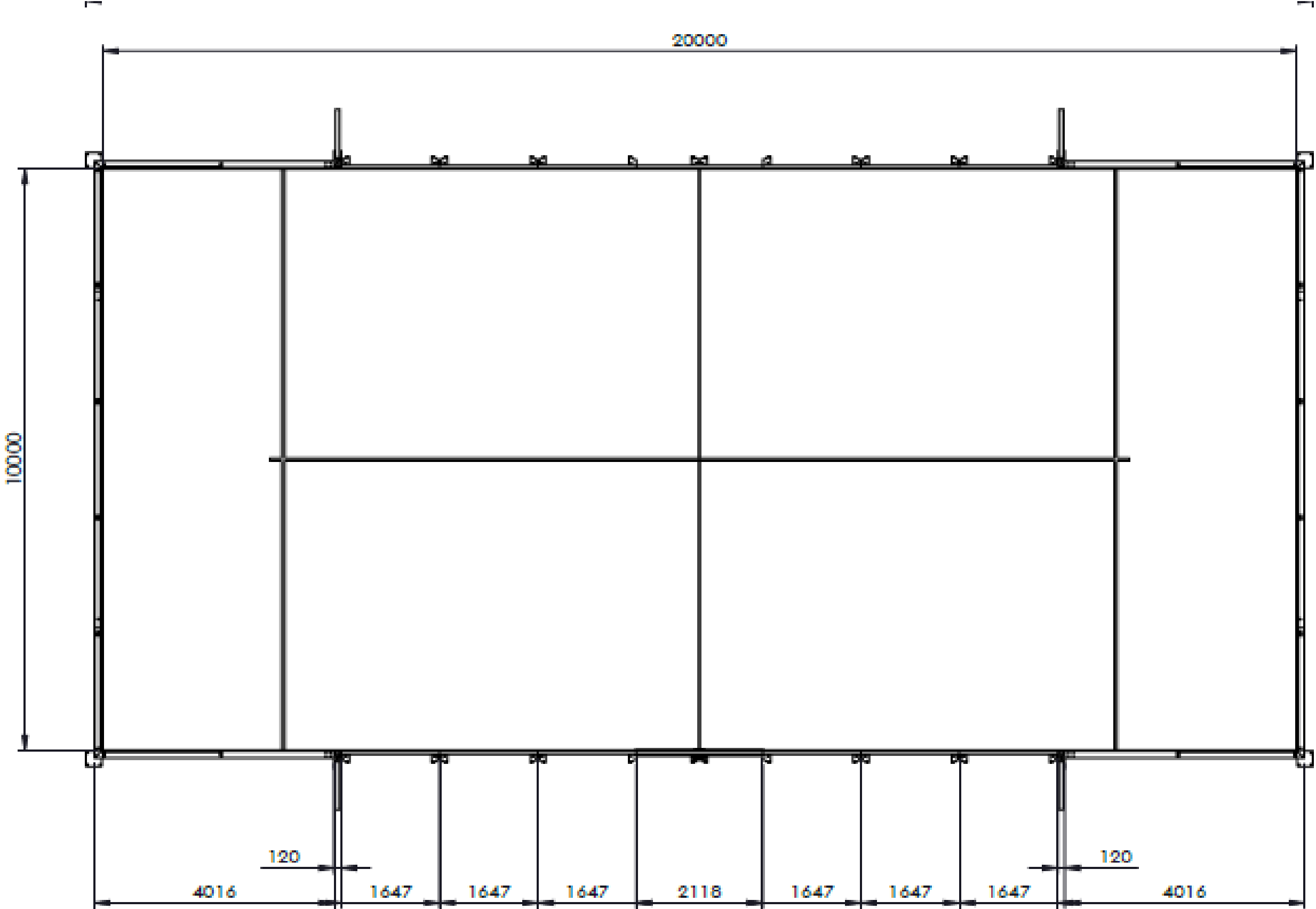
## PROPERTIES OF THE STEELS USED

The hot-dip galvanized steels are formed by a steel substrate on which a zinc coating (zinc plating) is applied by means of a continuous hot-dip galvanizing process.

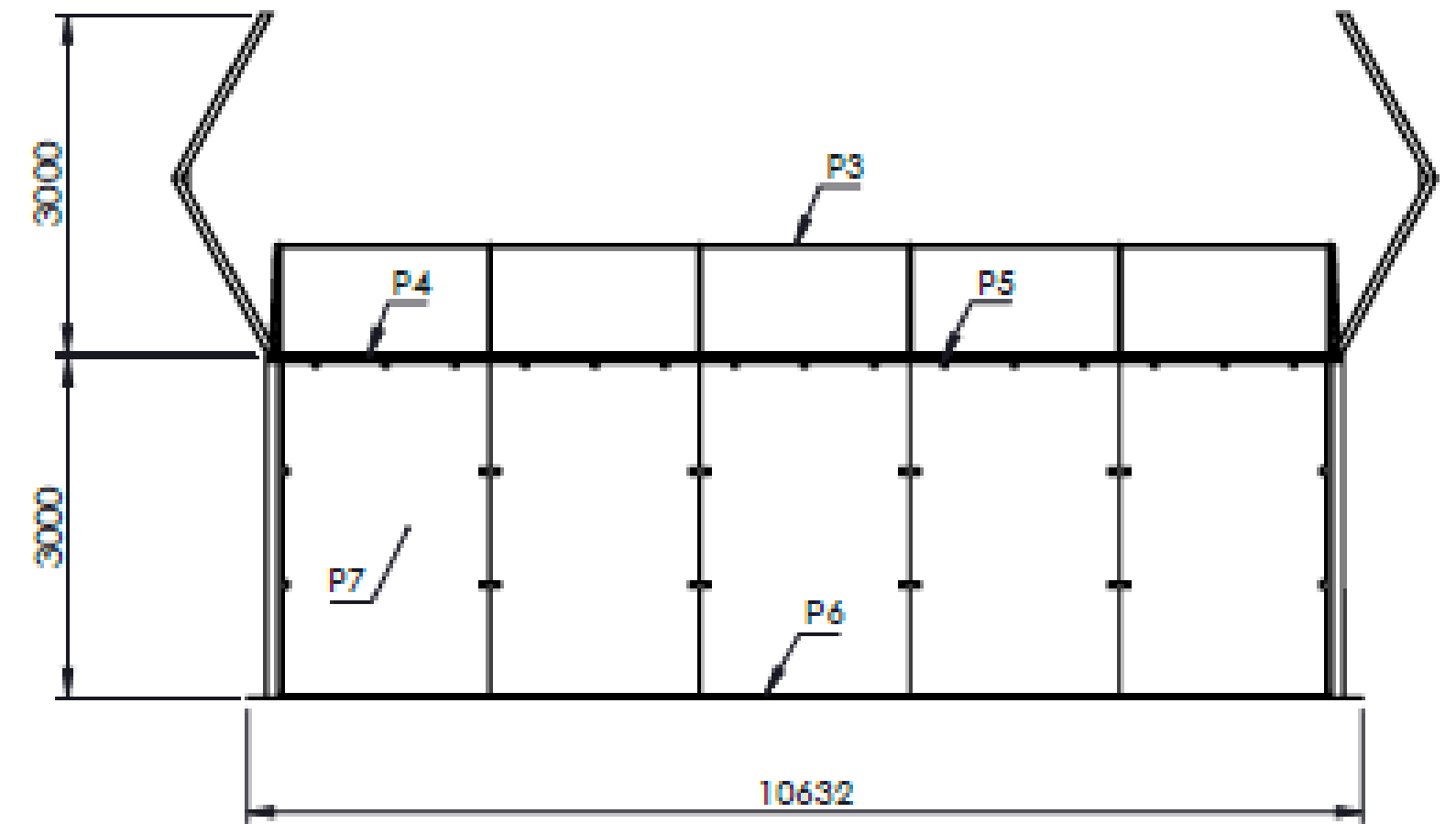
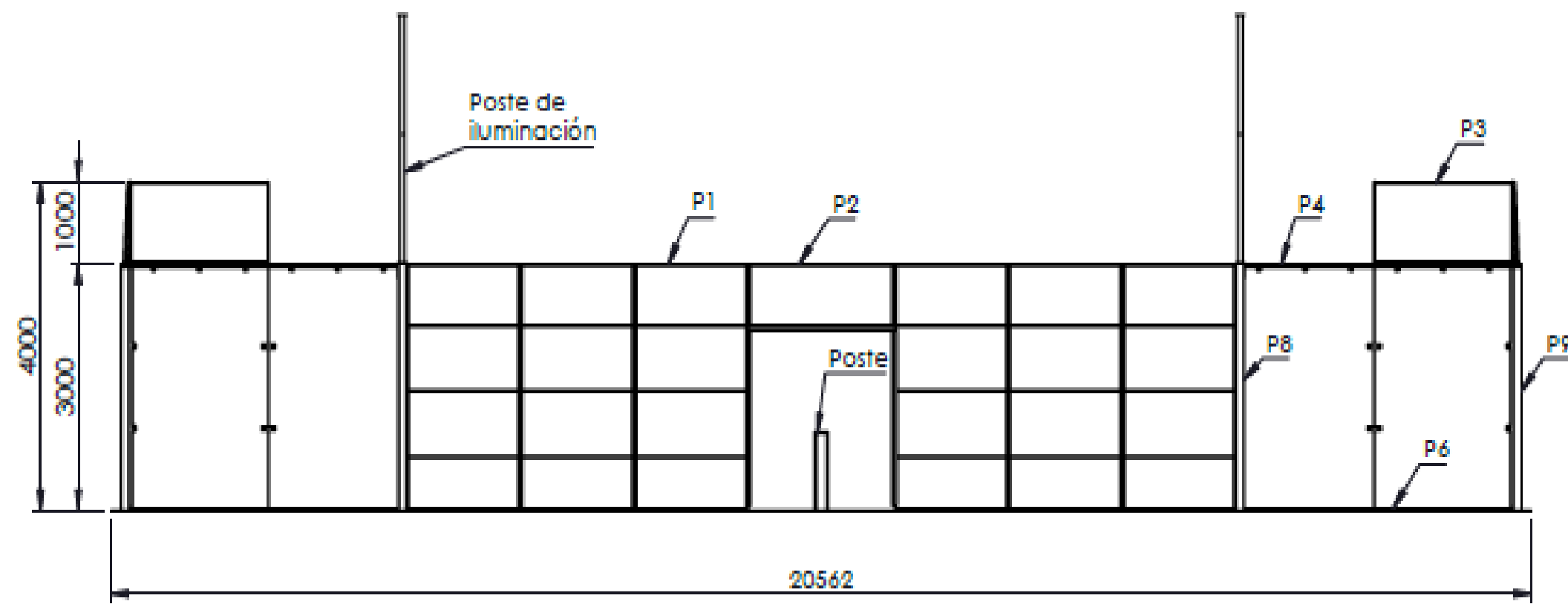
**ADVANTAGES OFFERED BY THE CHOSEN STEEL** The hot-dip galvanized steels supplied by our suppliers offer excellent corrosion resistance as well as very good formability. The type of process used in the coating allows the manufacture of zinc thicknesses up to 725 gr/m<sup>2</sup> (total on both sides).

**WELDABILITY PROCESS** The welding and assembly process of the different pieces that make up the court offers an excellent robustness, therefore it is ideal for the finishing and durability of the different court assemblies.

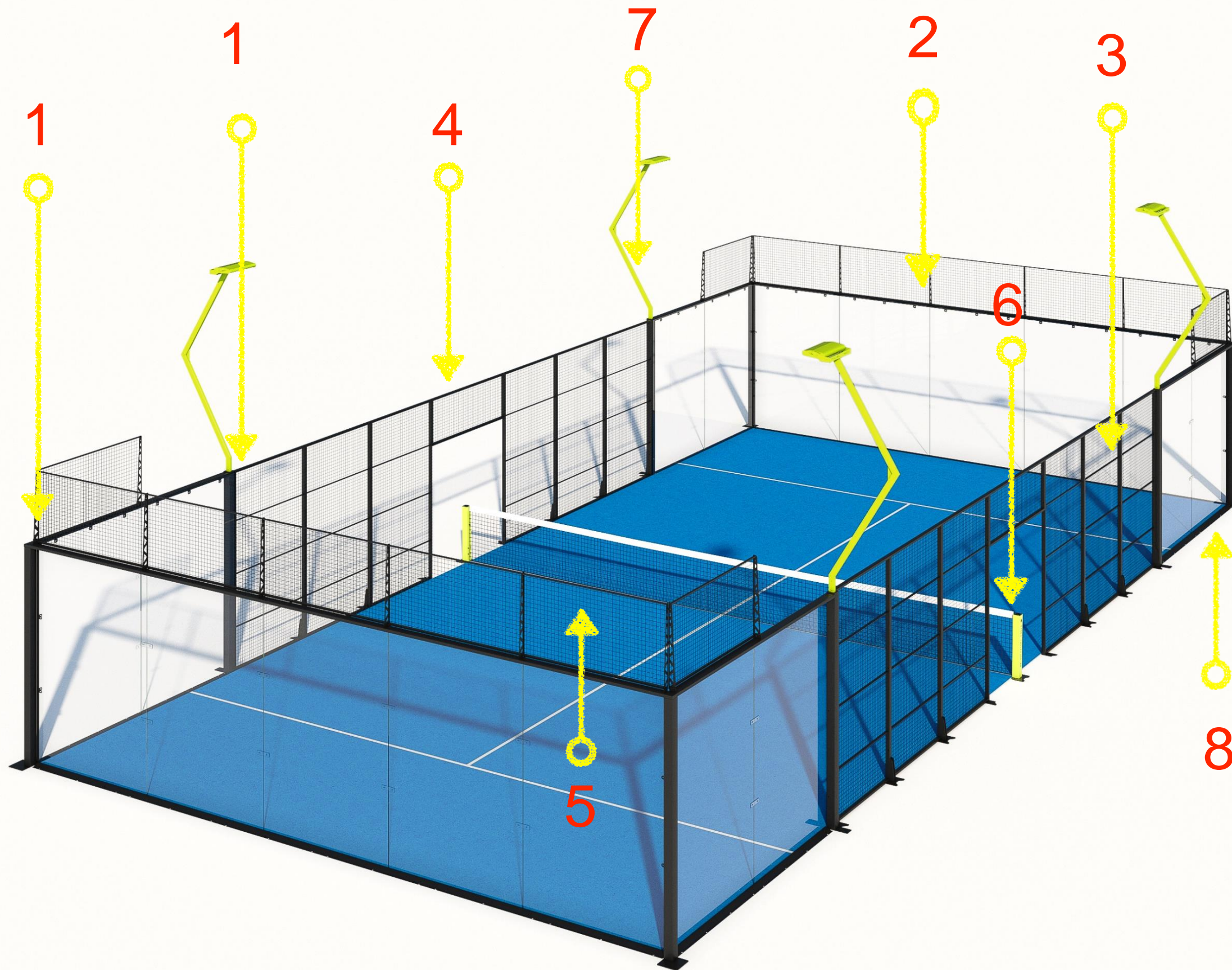
# MEASUREMENTS FLOOR PLAN



# SIDE ELEVATION MEASUREMENTS



# PARTS OF THE STRUCTURE



**1- MAIN STRUCTURE:** 8 posts to support the upper ring and the base of the light pole, made of galvanized steel tube 120x120x3mm.

**2- MAIN STRUCTURE:** Upper ring of the court in galvanized steel tube 120x40x3mm.

**3- MESH:** 12 modules of 3000x2000mm formed by galvanized steel profile of 60x30x2mm and 30x15x2mm covered with electro welded galvanized steel mesh of 50x50x4mm, with anti-injury system.

**4- DOOR MODULE:** 2 modules of 2000x750mm formed by galvanized steel profile of 60x30x2mm covered with electro welded galvanized steel mesh of 50x50x4mm.

**5- MESH:** 14 modules of 2000x1000mm formed by galvanized steel sheet profiles and covered with electro welded galvanized steel mesh of 50x50x4mm.

**6- NET:** 2 net posts with integrated tensioner to avoid injuries, formed by a paddle net with customizable tape.

**7- LIGHT SUPPORT:** 4 light poles made of galvanized steel tube 80x40x2mm to support the lighting system of the court.

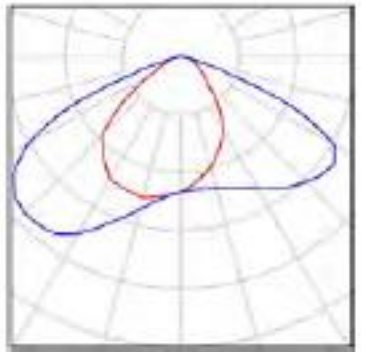
**8- Glass floor support:** Manufactured in a metallic piece with an incorporated rail to place the glass in a guided way.

## ESTUDIO TIPO / Lista de luminarias

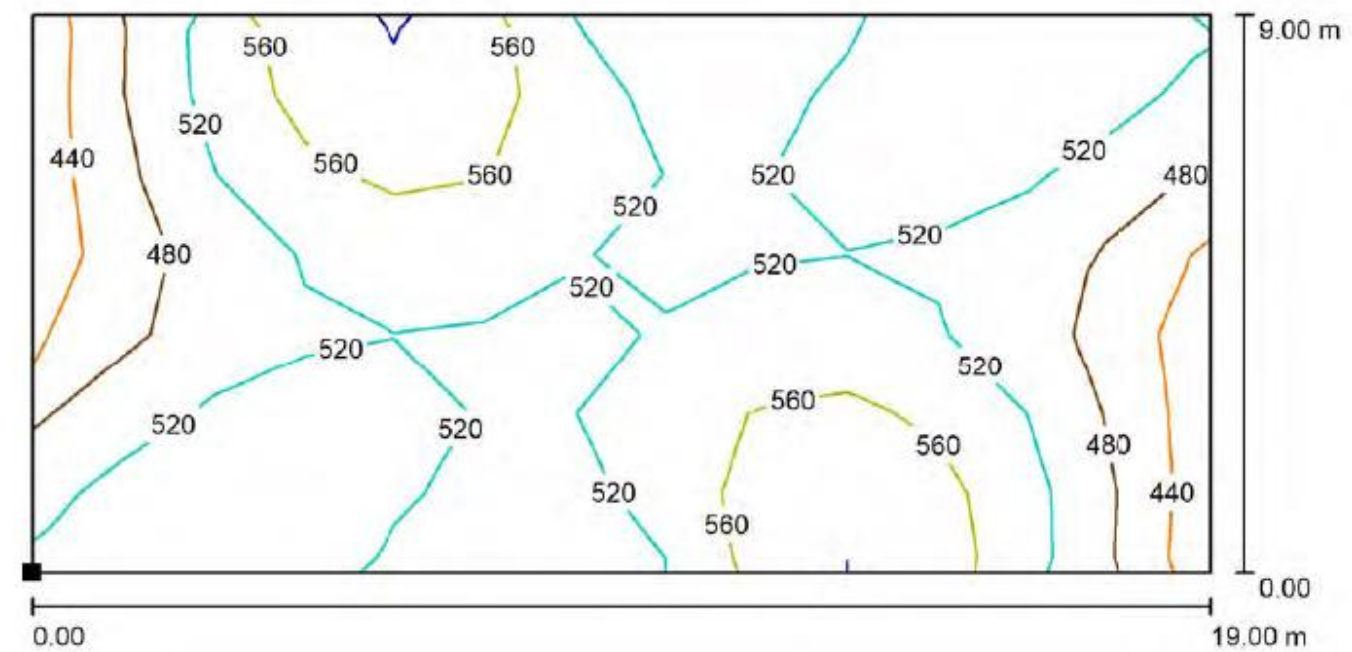
8 LED spotlights of 200 W power each, placed on 4 light post with 4 spotlights each

.+500 Lux on the entire surface of the court to ensure maximum visibility during the match and the broadcast.

Minimum amount of shadows during the match.

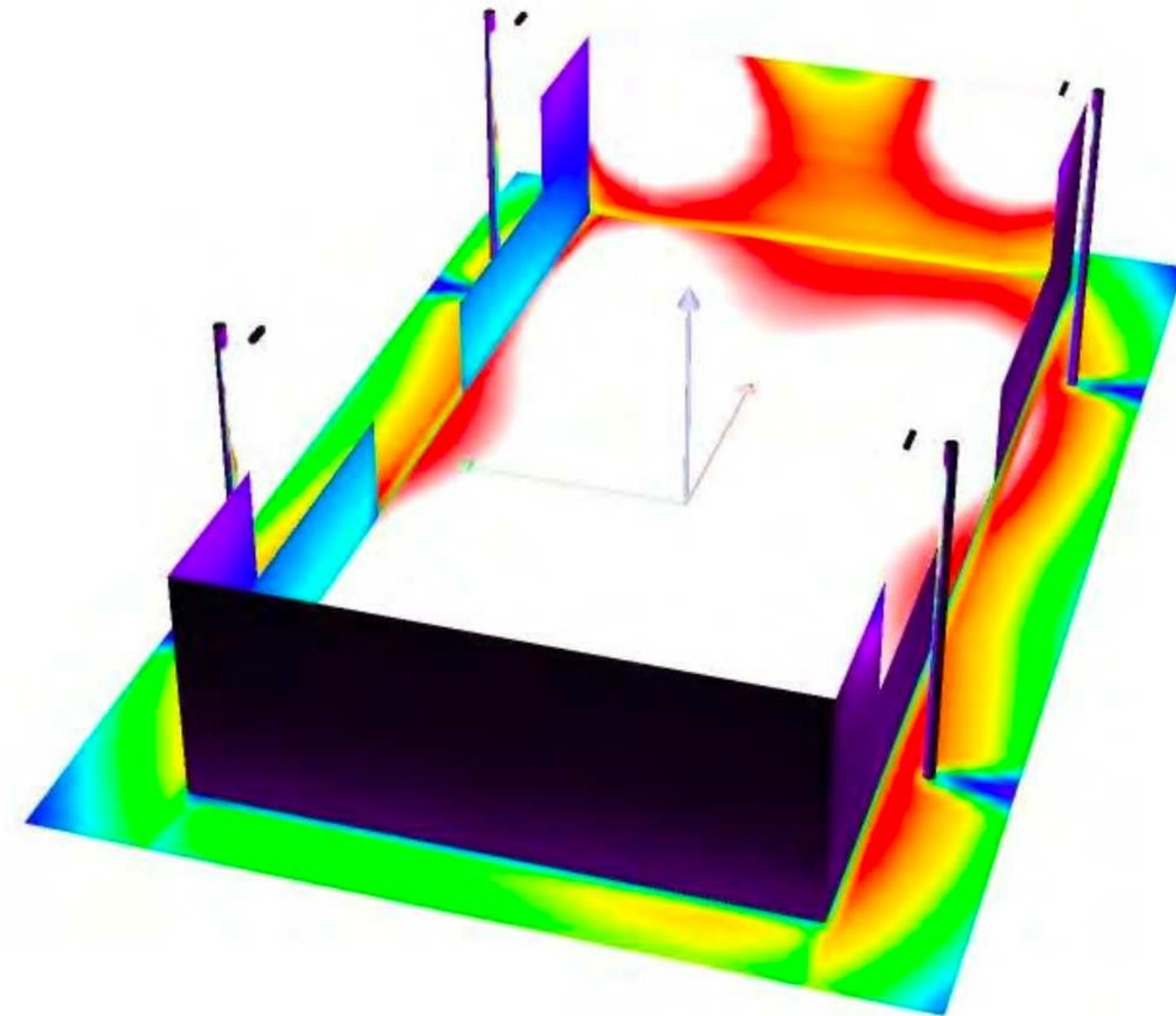




## PISTA TIPO DE PÁDEL 4x2 / Pádel / Isolíneas (E, perpendicular)



Valores en Lux, Escala 1 : 136

Situación de la superficie en la escena exterior:  
Punto marcado:  
(-9.491 m, -4.514 m, 0.050 m)





**Specially designed for Padel. Material manufactured according to the requirements of the UNE EN ISO 9001-2000 standard in terms of design, manufacture and traceability in companies with quality system certification granted by recognized organizations.**

**The joints are made by bicomponent polyurethane glue joining them together with a band of geotextile, the lines of play are inserted into the surface according to regulations.**

**The Turf filled with rounded quartz sand, washed and dried with 97% silica, with a granulometry between 0.3/0.8 mm in quantity recommended by the manufacturer.**





18 modules of 2995x1995mm of 12mm thick tempered glass, according to UNE standard.

Fastening by means of flush screws to avoid protrusions, with plastic washer and locknut for blocking and protection. All glass panes rest on a neoprene base that separates them from the steel structure, guaranteeing safety.

The joints between the panes are filled with silicone to prevent lateral movement of the glass and possible damage.

No spacers are used between the glass panes in this court to guarantee a clean and continuous surface and, therefore, maximum visibility during the game.





We guarantee a perfect finish and provide up to C4 corrosion protection to our structure:

All metallic elements are hot-dip galvanized at origin. We apply a special polyester-based powder coating that isolates the steel from its environment with a water- and air-tight barrier to block direct contact with oxygen and other corrosive agents and prevent corrosion.

This coating can be applied in any RAL color of your choice.

This special coating protects against corrosion almost 3 times more than the standard 2-layer coating used by others.



PADELTECH  
COURTS